



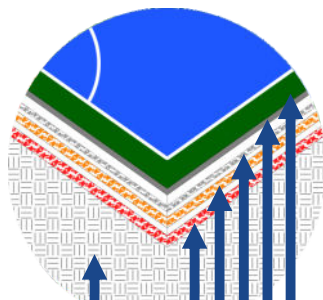
# TENNIS COURT DIMENSIONS

120' x 60' = Total Area : 7200 Sq. Ft.

78' x 36'  
Green Area : 2808 Sq. Ft.

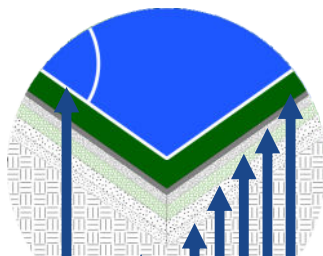
Blue Area : 4392 Sq. Ft.

**Detail-A**  
(Asphalt / Bitumen Base Layers)

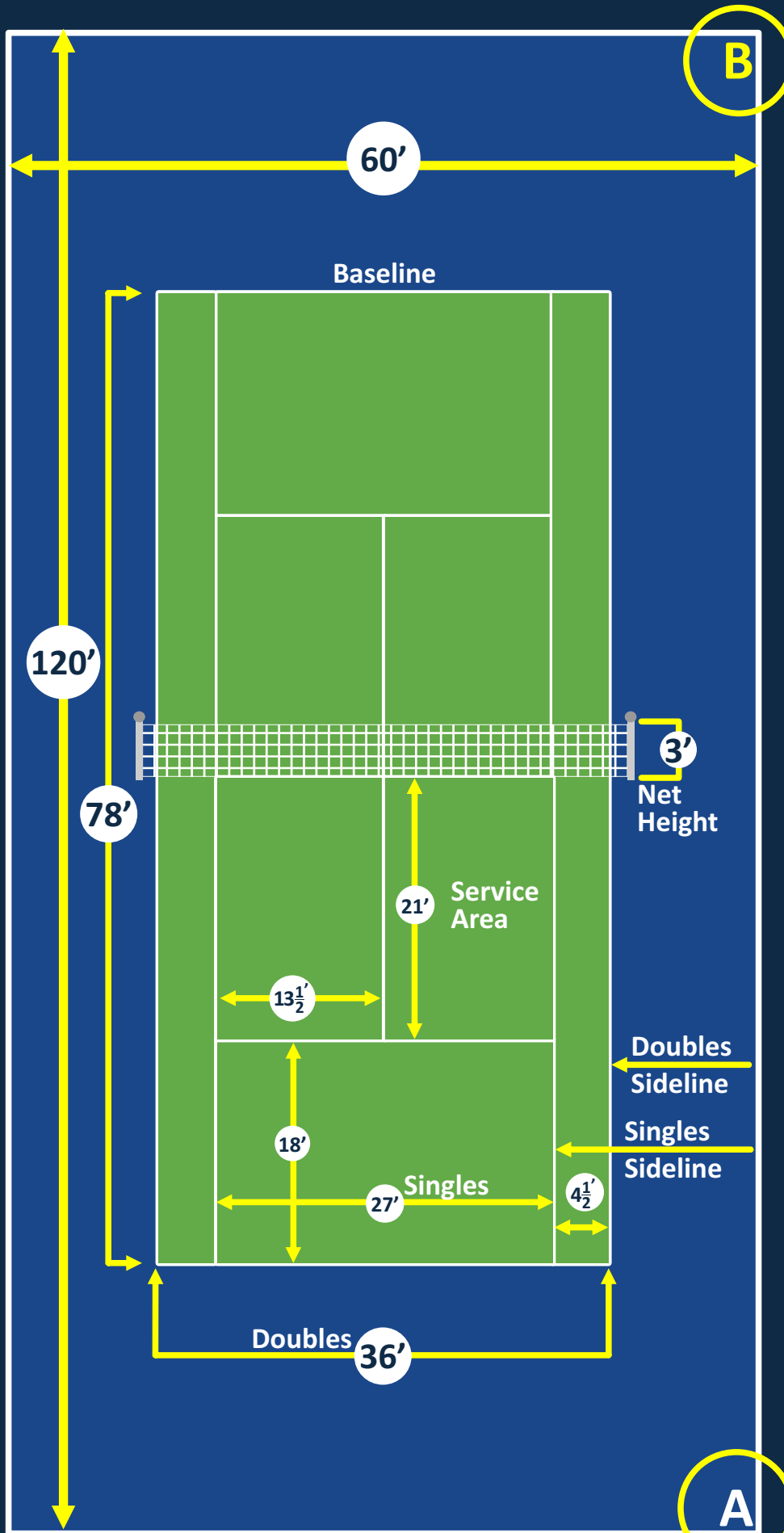


- Compacted Sab-Garde
- 100MM WBM First Layer
- 100MM WBM Second Layer
- 40MM BM
- 25MM BM
- Synthetic Acrylic Court

**Detail-B**  
(Acrylic 5 - Layers)



- Line Marking
- Asphalt / Bitumen Base
- 0.4mm Acrylic Resurfacer
- 0.6mm Cushion Coat
- 0.6mm Cushion Coat
- 0.5mm Acrylic Colour
- 0.5mm Acrylic Top Colour Coat







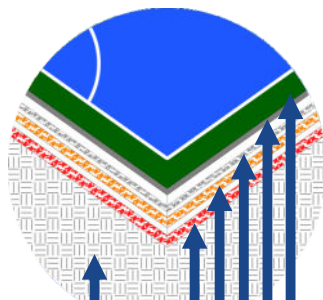
# TENNIS COURT DIMENSIONS

120' x 60' = Total Area : 7200 Sq. Ft.

78' x 36'  
Red Area : 2808 Sq. Ft.

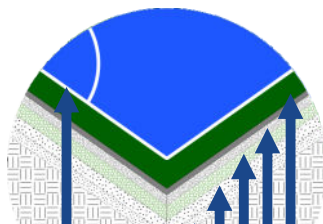
Green Area : 4392 Sq. Ft.

**Detail-A**  
(Asphalt / Bitumen Base Layers)

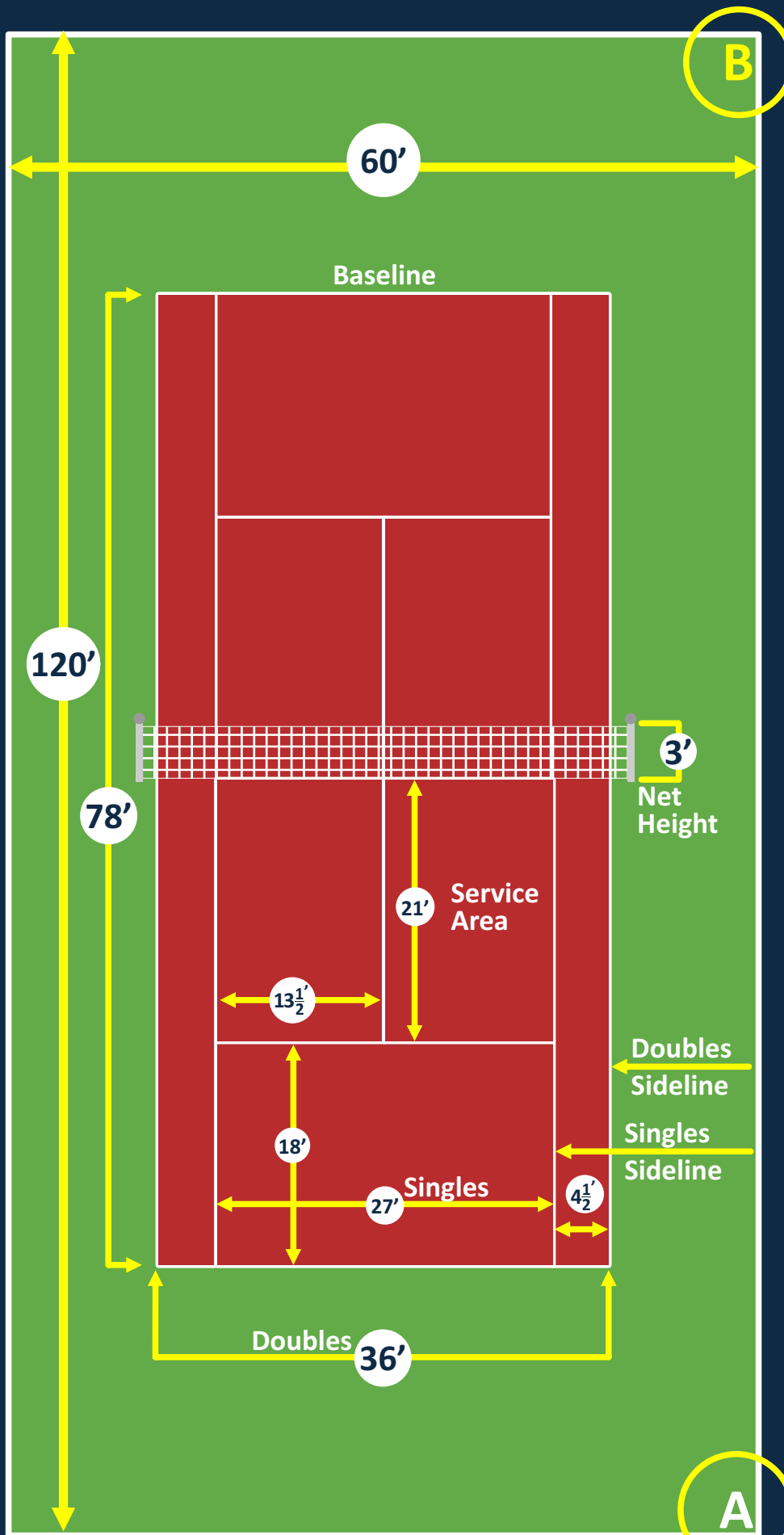


- Compacted Sub-Garde
- 100MM WBM First Layer
- 100MM WBM Second Layer
- 40MM BM
- 25MM BM
- Synthetic Acrylic Court

**Detail-B**  
(Acrylic 5 - Layers)



- Line Marking
- Asphalt / Bitumen Base
- 0.4mm Acrylic Resurfacer
- 0.6mm Cushion Coat
- 0.6mm Cushion Coat
- 0.5mm Acrylic Colour
- 0.5mm Acrylic Top Colour Coat



B

A



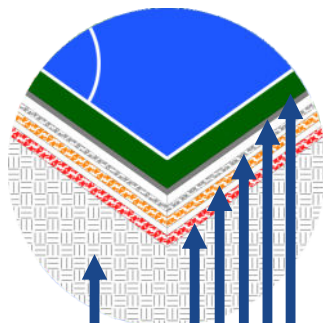
# TENNIS COURT DIMENSIONS

120' x 60' = Total Area : 7200 Sq. Ft.

78' x 36'  
Green Area : 2808 Sq. Ft.


Red Area : 4392 Sq. Ft.

**Detail-A**  
(Asphalt / Bitumen Base Layers)

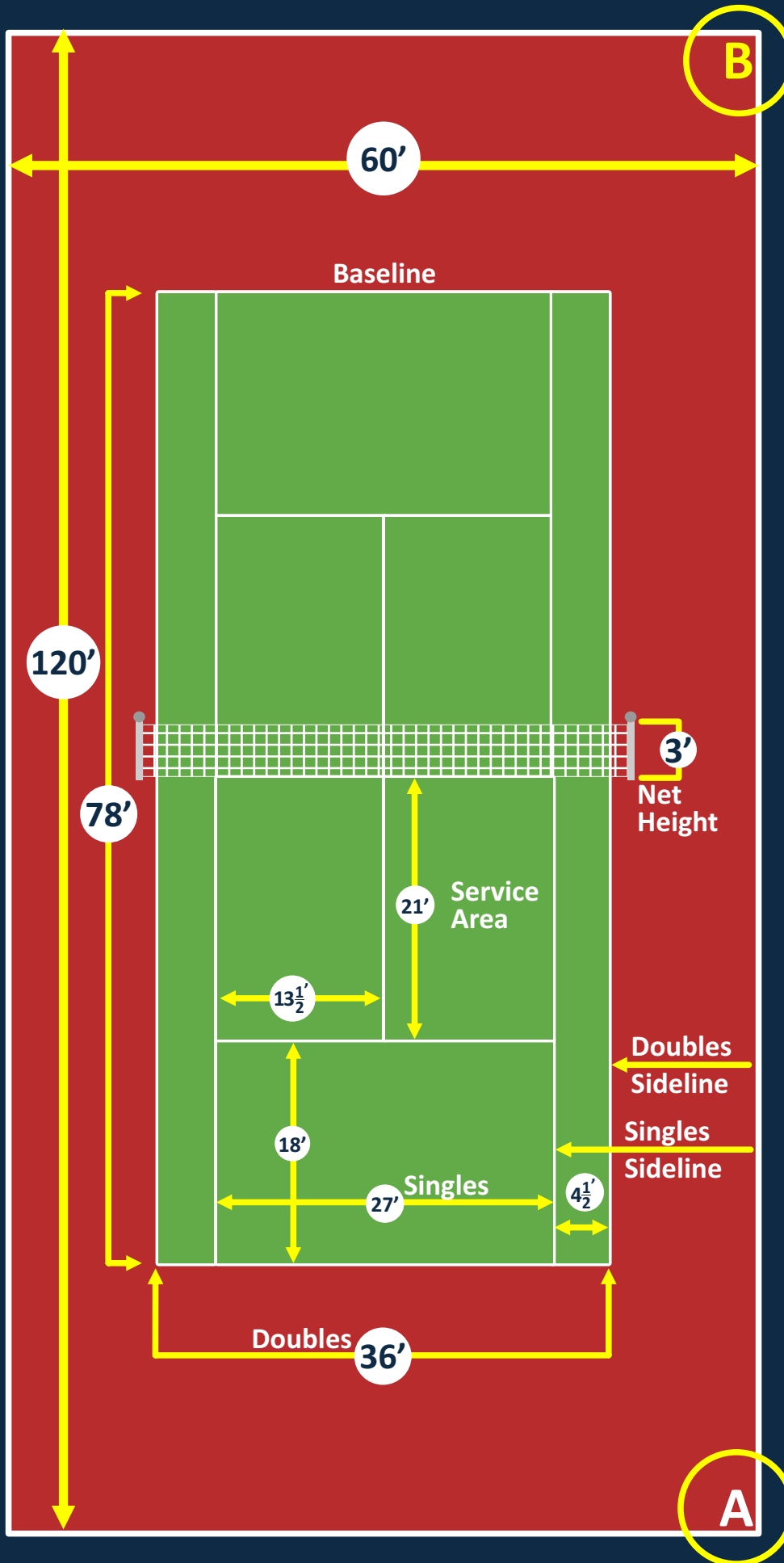


- Compacted Sab-Garde
- 100MM WBM First Layer
- 100MM WBM Second Layer
- 40MM BM
- 25MM BM
- Synthetic Acrylic Court

**Detail-B**  
(Acrylic 5 - Layers)



- Line Marking
- Asphalt / Bitumen Base
- 0.4mm Acrylic Resurfacer
- 0.6mm Cushion Coat
- 0.6mm Cushion Coat
- 0.5mm Acrylic Colour
- 0.5mm Acrylic Top Colour Coat





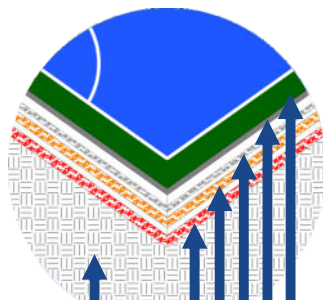
# TENNIS COURT DIMENSIONS

120' x 60' = Total Area : 7200 Sq. Ft.

78' x 36'  
Blue Area : 2808 Sq. Ft.

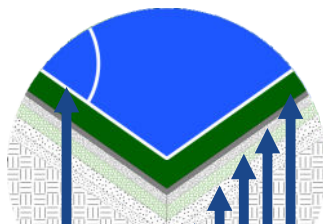
Red Area : 4392 Sq. Ft.

**Detail-A**  
(Asphalt / Bitumen Base Layers)

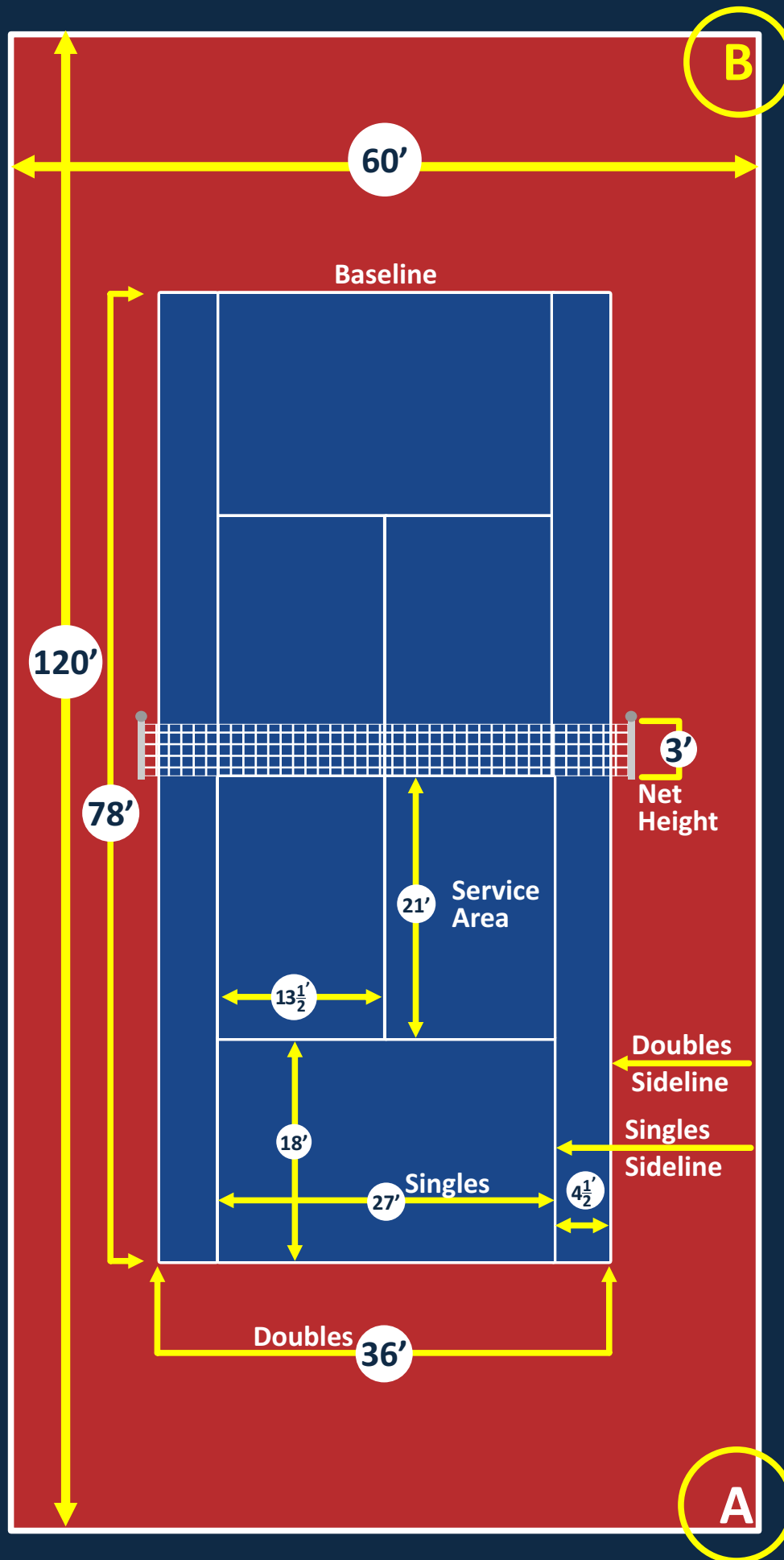


- Compacted Sab-Garde
- 100MM WBM First Layer
- 100MM WBM Second Layer
- 40MM BM
- 25MM BM
- Synthetic Acrylic Court

**Detail-B**  
(Acrylic 5 - Layers)



- Line Marking
- Asphalt / Bitumen Base
- 0.4mm Acrylic Resurfacer
- 0.6mm Cushion Coat
- 0.6mm Cushion Coat
- 0.5mm Acrylic Colour
- 0.5mm Acrylic Top Colour Coat





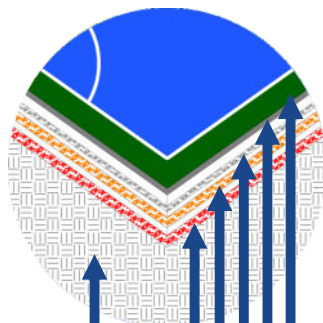
# TENNIS COURT DIMENSIONS

120' x 60' = Total Area : 7200 Sq. Ft.

78' x 36'  
Red Area : 2808 Sq. Ft.

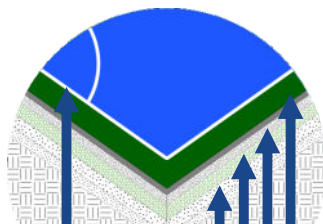
Blue Area : 4392 Sq. Ft.

**Detail-A**  
(Asphalt / Bitumen Base Layers)

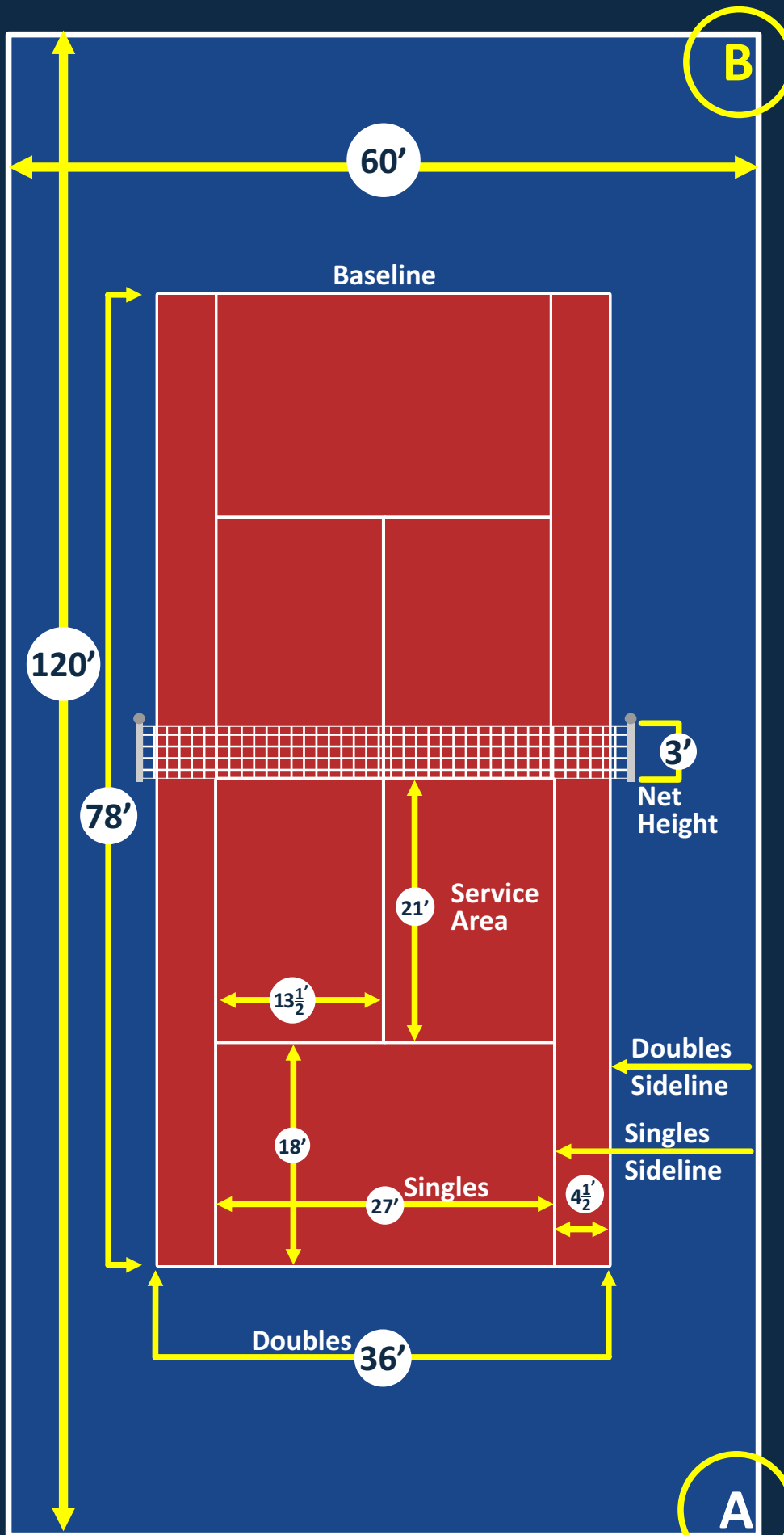


- Compacted Sub-Garde
- 100MM WBM First Layer
- 100MM WBM Second Layer
- 40MM BM
- 25MM BM
- Synthetic Acrylic Court

**Detail-B**  
(Acrylic 5 - Layers)



- Line Marking
- Asphalt / Bitumen Base
- 0.4mm Acrylic Resurfacer
- 0.6mm Cushion Coat
- 0.6mm Cushion Coat
- 0.5mm Acrylic Colour
- 0.5mm Acrylic Top Colour Coat





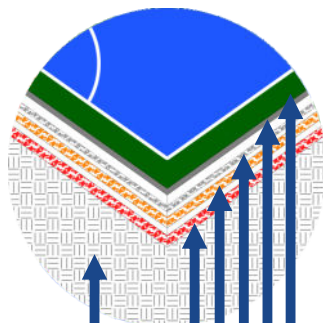
# TENNIS COURT DIMENSIONS

120' x 60' = Total Area : 7200 Sq. Ft.

78' x 36'  
Grey Area : 2808 Sq.Ft.


Dark Blue Area : 4392 Sq.Ft.

**Detail-A**  
(Asphalt / Bitumen Base Layers)



- Compacted Sab-Garde
- 100MM WBM First Layer
- 100MM WBM Second Layer
- 40MM BM
- 25MM BM
- Synthetic Acrylic Court

**Detail-B**  
(Acrylic 5 - Layers)



- Line Marking
- Asphalt / Bitumen Base
- 0.4mm Acrylic Resurfacer
- 0.6mm Cushion Coat
- 0.6mm Cushion Coat
- 0.5mm Acrylic Colour
- 0.5mm Acrylic Top Colour Coat

